

LAKESIDE






Product Data Sheet



Designer Margaret McCurry started with steel side frames that recall platform swings. Her inspiration for the seating was a picket fence around a Victorian era cottage and reflections of forms in the outdoor environments. In the Lakeside bench, as in her architecture, the linkage is artfully transformed so, as she puts it, "the history and memory are there, but they're jogged a bit."

Benches

- Benches are made with dual 1/4" thick steel frames, welded and bolted together with stainless steel hardware.
- Benches are 67" in length and available backed or backless.
- End arms standard on backed benches.
- Picket fence panels may be specified in Polysite™ or wood.
- All picket fence boards are attached to the steel bench frame with stainless steel hardware.
- Metal seats and seat backs are available in grass, leaf or custom designs which are plasma-cut steel panels, bolted to the bench frame with stainless steel hardware.
- Bench comes standard with freestanding/surface mount support.
- Metal panels may be designed with a custom pattern for a minimal up-charge.
- Ask your Landscape Forms representative for details.

	STYLE	DEPTH	WIDTH	HEIGHT	PRODUCT WEIGHT
	grass backless	19"	67"	18"	138 lb
	grass backed	25"	67"	35"	197 lb
	leaf backed	25"	67"	35"	197 lb
	picket fence backless	19"	67"	18"	Poly: 125 lb Wood: 108
	picket fence backed	25"	67"	35"	Poly: 195 lb Wood: 158

LAKESIDE

Product Data Sheet



Litter Receptacles

- Lakeside litter receptacles are available in side, or top- opening designs.
- Side-opening litter receptacle has a 30 gallon capacity, top-opening has a 35 gallon capacity.
- Steel panels are available in grass, leaf, custom or plain designs which are plasma-cut steel.
- Litters come standard with a removable black polyethylene liner.
- Receptacles are standard with freestanding/surface mount base.

	STYLE	DIAMETER	HEIGHT	PRODUCT WEIGHT
	grass side-opening	21"	36"	101 lb
	leaf top-opening	21"	36"	106 lb
	plain top-opening	21"	36"	106 lb

Planters

- Planters are circular and are available at a standard 23" high with a 36" diameter
- Planters come standard with a black liner and a removable steel body
- Fabricated, welded and ground steel body is mounted with removable screws to the polyethylene liner
- Liners are available standard in black
- Custom designs available upon request
- Planters are freestanding
- All materials 100% recyclable

	STYLE	DIAMETER	HEIGHT	PRODUCT WEIGHT
	grass	36"	23"	121 lb
	leaf	36"	23"	119 lb
	plain	36"	23"	128 lb

LAKESIDE

Product Data Sheet



Finishes

- Exterior woods are unfinished and will weather to a soft pewter gray, requiring no future maintenance.
- Metal is finished with Landscape Forms' proprietary Pangard II® polyester powdercoat, a hard yet flexible finish that resists rusting, chipping, peeling and fading.
- Call for standard color chart.
- A wide array of optional colors may be specified for an upcharge.
- Visit landscapeforms.com; click Design Tools, Materials/Colors link for standard offerings, including FSC wood options

To Specify

Metal bench

- Specify model, backless or backed, and select panel design: grass or leaf. Picket fence specify model, backless or backed and select Polysite color or wood type.
- Custom metal design Contact your Landscape Forms sales representative for details.
- Specify powdercoat color.

Litter

- Select top or side-opening litter, and metal panel design.
- Specify powdercoat color.

Planter

- Select metal panel design
- Select powdercoat metal color.
- Select liner color

Designed by Margaret McCurry, FAIA, ASID, IIDA

Lakeside design is protected by U.S. Patent Nos. D529,736; D530,548; D532,210; D536,549; D543,330; D543,329

Visit our landscapeforms.com for more information. Specifications are subject to change without notice. Landscape Forms supports the Landscape Architecture Foundation at the Second Century level. ©2016 Landscape Forms, Inc. Printed in U.S.A.