

Arne Wall Mount Light

Specification Sheet | AR1P



Arne’s formal simplicity has international appeal and complements both traditional and contemporary architecture. Inspired by the work of renowned Danish architect and designer Arne Jacobsen, Arne offers multiple functions and styles for a range of applications. Arne provides full 360° rotation and tilt capabilities to efficiently light all aspects of the environment, from walkways and architectural structures to monuments and landscapes.

Housing & Materials

Cast aluminum construction with tempered glass diffuser lens and a threaded weatherproof cord grip. Housing features polymer sealing gasket and stainless steel hardware.

Electrical

120V - 277V, 50/60 Hz electronic driver. 0-10V dimming as standard (DALI dimmable upon request). -40°C start temperature. See install guide for electrical cable size parameters.

Light Engine

High powered LEDs mounted to a RoHS compliant circuit board with PMMA optics affixed to each LED on the board. Available in 3000K and 4000K. >80 CRI across all available color temperatures.

Warranty

Urbidermis guarantees the composition and performance features of all material that shape the product for a period of three years. Electrical components including LED boards and electronic drivers are guaranteed for a period of five years.

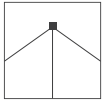
Certification

UL Listed for Wet Location, CE, RoHS Compliant

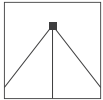


Designed by Urbidermis

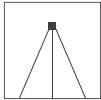
Distributions



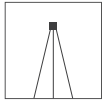
Wide Flood



Flood



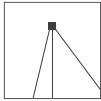
Medium



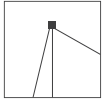
Spot Flood



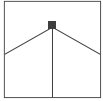
TII



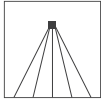
TIII



TIV



TV



TII+II

Arne Wall Mount Light

landscapeforms®

Specification Sheet | AR1P

Project Information

Project Name _____

Catalog Number _____

Fixture Type _____

Luminaire

Product	LED Configuration	Drive Current	Color Temperature	Distribution	Lens	Powdercoat
AR1P	18	A (350mA)	1 (3000K)	WF (70° Wide Flood)	Null (Clear)	See powdercoat color options on the Material / Colors Sheet.
	36	B (500mA)	2 (4000K)	F (45° Flood)	O (Opal/Diffused)	
		C (700mA)		M (35° Medium)		
			S (15° Spot Flood)	TII (Type 2)		
				TIII (Type 3)		
				TIV (Type 4)		
				TV (Type 5)		
				TII+II (Quad Oval)		

Example: AR1P - 36 - B - 1 - WF - O - Powdercoat

Mounting Brackets

Product	Bracket
ARA	04 (Wall)

Example: ARA - 04 - Powdercoat

Luminaire Accessories

Product	Accessory
ARA	Null (No Shade)
	11 (Shade)

Example: ARA - 11

Control Option

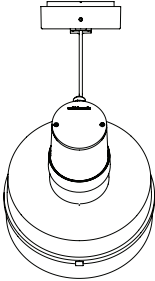
Twist Lock Receptacle
NT (No Twist Lock)
T (Twist Lock)

Arne Wall Mount Light

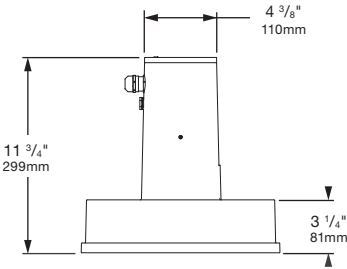
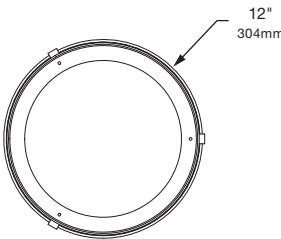
Specification Sheet | AR1P

Mounting

Attaches to a cast aluminum bracket via a stainless-steel clamp. Arne wall mount will also include a cast aluminum wall cover plate. All hardware made from stainless steel.

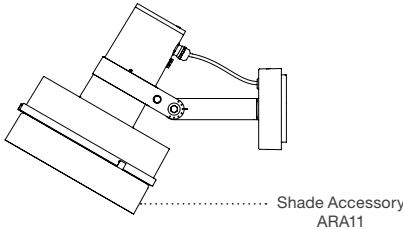


Luminaire Dimensions



Weight: 14 lbs (luminaire only)
 EPA: 0.58 ft²
 TM21 L70(10k): >50,000 hrs
 Protection Class: IP66

Luminaire Accessories



Shade Accessory

Shade is constructed of thermoformed PMMA and attaches to the luminaire with stainless steel springs in three locations.

Arne Wall Mount Light

landscapeforms®

Specification Sheet | AR1P

Performance Data

Model	Watts	LED Quantity	Color Temp	Drive Current	Wide Flood (WF) 70° Beam Angle			Flood (F) 45° Beam Angle		
					Lumen Output*	Efficacy*	BUG Rating	Lumen Output*	Efficacy*	BUG Rating
AR1P18A1xx	21	18	3000	350mA	2211	101	B2-U0-G0	2385	109	B2-U0-G0
AR1P18B1xx	30			500mA	3115	102	B2-U0-G0	3361	110	B3-U0-G0
AR1P18C1xx	40			700mA	4033	95	B2-U0-G0	4352	103	B3-U0-G0
AR1P18A2xx	21		4000	350mA	2481	113	B2-U0-G0	2677	122	B2-U0-G0
AR1P18B2xx	30			500mA	3496	115	B2-U0-G0	3772	124	B3-U0-G0
AR1P18C2xx	40			700mA	4527	107	B2-U0-G0	4885	115	B3-U0-G0
AR1P36A1xx	40	36	3000	350mA	4186	103	B3-U0-G0	4517	112	B3-U0-G0
AR1P36B1xx	56			500mA	5805	101	B3-U0-G0	6264	110	B3-U0-G0
AR1P36C1xx	78			700mA	7517	94	B3-U0-G0	8111	102	B4-U0-G0
AR1P36A2xx	40		4000	350mA	4698	116	B3-U0-G0	5069	125	B3-U0-G0
AR1P36B2xx	56			500mA	6515	114	B3-U0-G0	7030	123	B3-U0-G0
AR1P36C2xx	78			700mA	8436	106	B3-U0-G0	9103	114	B4-U0-G0

This data is subject to change.

*Apply 0.93 multiplier for opal / diffused lens option.

Model	Watts	LED Quantity	Color Temp	Drive Current	Medium (M) 35° Beam Angle			Spot (S) 15° Beam Angle		
					Lumen Output*	Efficacy*	BUG Rating	Lumen Output*	Efficacy*	BUG Rating
AR1P18A1xx	21	18	3000	350mA	2331	106	B2-U0-G0	2287	104	B3-U0-G0
AR1P18B1xx	30			500mA	3284	108	B3-U0-G0	3223	106	B3-U0-G0
AR1P18C1xx	40			700mA	4252	101	B3-U0-G0	4174	99	B3-U0-G0
AR1P18A2xx	21		4000	350mA	2616	119	B2-U0-G0	2567	117	B3-U0-G0
AR1P18B2xx	30			500mA	3686	121	B3-U0-G0	3618	119	B3-U0-G0
AR1P18C2xx	40			700mA	4773	113	B3-U0-G0	4684	111	B3-U0-G0
AR1P36A1xx	40	36	3000	350mA	4413	109	B3-U0-G0	4331	107	B3-U0-G0
AR1P36B1xx	56			500mA	6120	107	B3-U0-G0	6007	105	B4-U0-G0
AR1P36C1xx	78			700mA	7925	99	B4-U0-G1	7778	97	B4-U0-G0
AR1P36A2xx	40		4000	350mA	4953	122	B3-U0-G0	4861	120	B3-U0-G0
AR1P36B2xx	56			500mA	6869	120	B3-U0-G0	6742	118	B4-U0-G0
AR1P36C2xx	78			700mA	8894	111	B4-U0-G1	8729	109	B4-U0-G0

This data is subject to change.

*Apply 0.93 multiplier for opal / diffused lens option.

Arne Wall Mount Light

landscapeforms®

Specification Sheet | AR1P

Performance Data (cont.)

Model	Watts	LED Quantity	Color Temp	Drive Current	Type II (TII) IES Type II			Type III (TIII) IES Type III		
					Lumen Output*	Efficacy*	BUG Rating	Lumen Output*	Efficacy*	BUG Rating
AR1P18A1xx	21	18	3000	350mA	2114	101	B1-U0-G1	1991	91	B1-U0-G1
AR1P18B1xx	30			500mA	2980	99	B1-U0-G1	5805	92	B1-U0-G1
AR1P18C1xx	40			700mA	3858	96	B1-U0-G1	3632	86	B1-U0-G1
AR1P18A2xx	21		4000	350mA	2373	113	B1-U0-G1	2234	102	B1-U0-G1
AR1P18B2xx	30			500mA	3344	111	B1-U0-G1	3148	103	B1-U0-G1
AR1P18C2xx	40			700mA	4330	108	B1-U0-G1	4077	96	B1-U0-G1
AR1P36A1xx	40	36	3000	350mA	4004	100	B1-U0-G1	3770	93	B1-U0-G1
AR1P36B1xx	56			500mA	5553	99	B1-U0-G1	5228	91	B1-U0-G1
AR1P36C1xx	78			700mA	7190	93	B2-U0-G2	6769	85	B2-U0-G2
AR1P36A2xx	40		4000	350mA	4494	112	B1-U0-G1	4231	104	B1-U0-G1
AR1P36B2xx	56			500mA	6232	111	B2-U0-G2	5867	103	B2-U0-G2
AR1P36C2xx	78			700mA	8069	104	B2-U0-G2	7597	95	B2-U0-G2

This data is subject to change.

*Apply 0.93 multiplier for opal / diffused lens option.

Model	Watts	LED Quantity	Color Temp	Drive Current	Type IV (TIV) IES Type IV			Type V (TV) IES Type V		
					Lumen Output*	Efficacy*	BUG Rating	Lumen Output*	Efficacy*	BUG Rating
AR1P18A1xx	21	18	3000	350mA	2036	93	B1-U0-G1	2293	105	B1-U0-G0
AR1P18B1xx	30			500mA	2869	94	B1-U0-G1	3232	106	B2-U0-G0
AR1P18C1xx	40			700mA	3714	88	B1-U0-G1	4185	99	B2-U0-G0
AR1P18A2xx	21		4000	350mA	2285	104	B1-U0-G1	2574	118	B1-U0-G0
AR1P18B2xx	30			500mA	3219	106	B1-U0-G1	3627	119	B2-U0-G0
AR1P18C2xx	40			700mA	4169	99	B1-U0-G1	4696	111	B2-U0-G0
AR1P36A1xx	40	36	3000	350mA	3855	95	B1-U0-G1	4343	107	B2-U0-G0
AR1P36B1xx	56			500mA	5346	93	B1-U0-G1	6023	105	B2-U0-G1
AR1P36C1xx	78			700mA	6922	87	B1-U0-G1	7799	98	B3-U0-G1
AR1P36A2xx	40		4000	350mA	4326	107	B1-U0-G1	4874	120	B2-U0-G1
AR1P36B2xx	56			500mA	6000	105	B1-U0-G1	6759	118	B2-U0-G1
AR1P36C2xx	78			700mA	7769	97	B2-U0-G2	8752	110	B3-U0-G1

This data is subject to change.

*Apply 0.93 multiplier for opal / diffused lens option.

Arne Wall Mount Light

Specification Sheet | AR1P

Performance Data (cont.)

					Type II+II --		
Model	Watts	LED Quantity	Color Temp	Drive Current	Lumen Output*	Efficacy*	BUG Rating
AR1P18A1xx	21	18	3000	350mA	2114	97	B1-U0-G1
AR1P18B1xx	30			500mA	2980	98	B1-U0-G1
AR1P18C1xx	40			700mA	3858	91	B2-U0-G1
AR1P18A2xx	21		4000	350mA	2373	108	B1-U0-G1
AR1P18B2xx	30			500mA	3344	110	B1-U0-G1
AR1P18C2xx	40			700mA	4330	102	B2-U0-G1
AR1P36A1xx	40	36	3000	350mA	4004	99	B2-U0-G1
AR1P36B1xx	56			500mA	5553	97	B2-U0-G2
AR1P36C1xx	78			700mA	7190	90	B2-U0-G2
AR1P36A2xx	40		4000	350mA	4494	111	B2-U0-G2
AR1P36B2xx	56			500mA	6232	109	B2-U0-G2
AR1P36C2xx	78			700mA	8069	101	B2-U0-G2

This data is subject to change.

*Apply 0.93 multiplier for opal / diffused lens option.

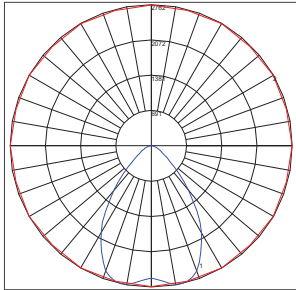
Arne Wall Mount Light



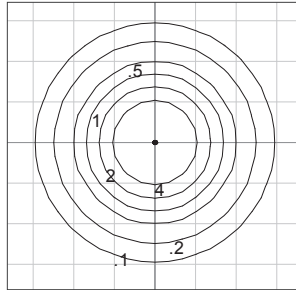
Specification Sheet | AR1P

AR1P36A1WF

36 LED Luminaire, 350mA, 3000K, Wide Flood, Clear Lens



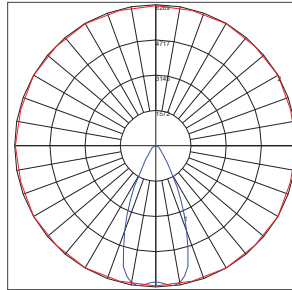
Maximum Candela=2762.13
Located at Horizontal Angle=360,
Vertical Angle=12.5



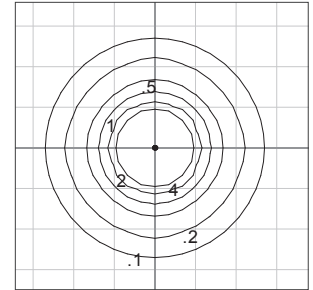
17 ft (5.4m) wall mount height, single luminaire and 10 ft (3.1m) grid spacing depicted.

AR1P36A1F

36 LED Luminaire, 350mA, 3000K, Flood, Clear Lens



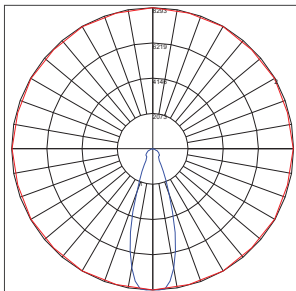
Maximum Candela=6289.41
Located at Horizontal Angle=330,
Vertical Angle=7.5



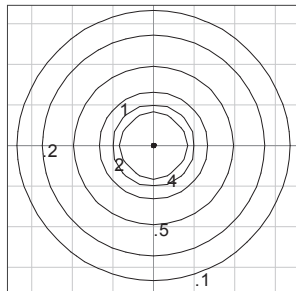
17 ft (5.4m) wall mount height, single luminaire and 10 ft (3.1m) grid spacing depicted.

AR1P36A1M

36 LED Luminaire, 350mA, 3000K, Medium, Clear Lens



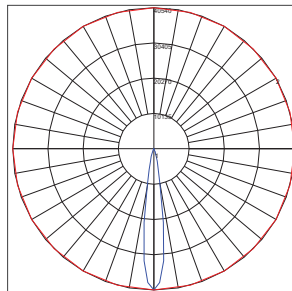
Maximum Candela=8292.66
Located at Horizontal Angle=270,
Vertical Angle=2.5



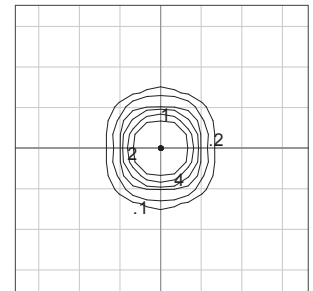
17 ft (5.4m) wall mount height, single luminaire and 10 ft (3.1m) grid spacing depicted.

AR1P36A1S

36 LED Luminaire, 350mA, 3000K, Spot, Clear Lens



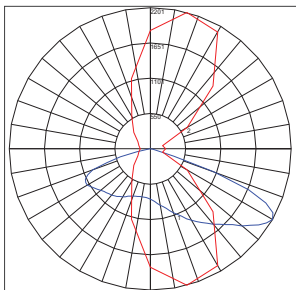
Maximum Candela=40540.24
Located at Horizontal Angle=360,
Vertical Angle=0



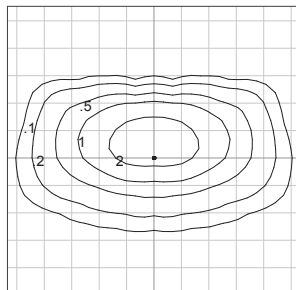
17 ft (5.4m) wall mount height, single luminaire and 10 ft (3.1m) grid spacing depicted..

AR1P36A1TII

36 LED Luminaire, 350mA, 3000K, Type II, Clear Len



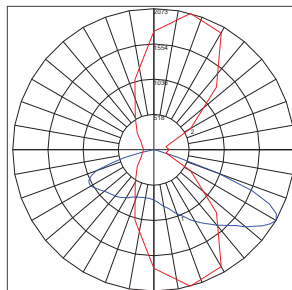
Maximum Candela=2201.26
Located at Horizontal Angle=75,
Vertical Angle=60



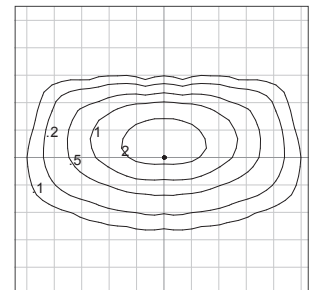
17 ft (5.4m) wall mount height, single luminaire and 10 ft (3.1m) grid spacing depicted.

AR1P36A1TIII

36 LED Luminaire, 350mA, 3000K, Type III, Clear Lens



Maximum Candela=2072.62
Located at Horizontal Angle=75,
Vertical Angle=60



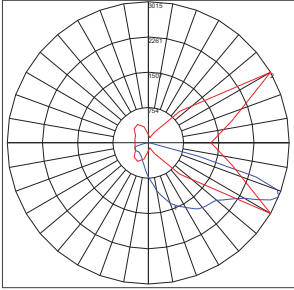
17 ft (5.4m) wall mount height, single luminaire and 10 ft (3.1m) grid spacing depicted.

Arne Wall Mount Light

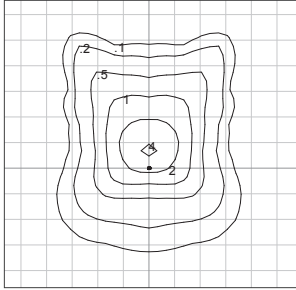
Specification Sheet | AR1P

AR1P36A1TIV

36 LED Luminaire, 350mA, 3000K, Type IV, Clear Lens



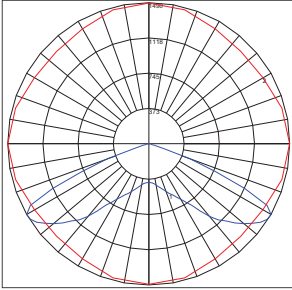
Maximum Candela=3014.76
Located at Horizontal Angle=330,
Vertical Angle=67.5



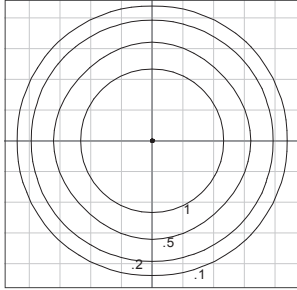
17 ft (5.4m) wall mount height, single luminaire and 10 ft (3.1m) grid spacing depicted.

AR1P36A1TV

36 LED Luminaire, 350mA, 3000K, Wide Flood, Clear Lens



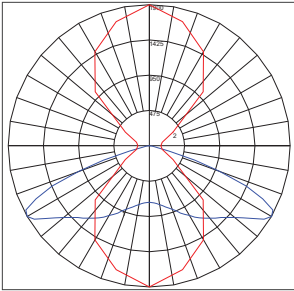
Maximum Candela=1490.13
Located at Horizontal Angle=360,
Vertical Angle=60



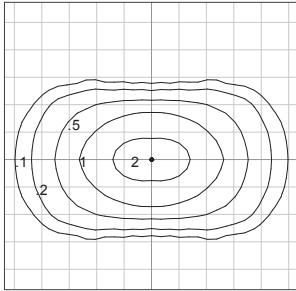
17 ft (5.4m) wall mount height, single luminaire and 10 ft (3.1m) grid spacing depicted.

AR1P36A1TII+II

36 LED Luminaire, 350mA, 3000K, Type II+II, Clear Lens



Maximum Candela=1900.4
Located at Horizontal Angle=270,
Vertical Angle=60




17 ft (5.4m) wall mount height, single luminaire and 10 ft (3.1m) grid spacing depicted.


Arne Wall Mount Light

Specification Sheet | AR1P

Neutral Series - Powdercoated Metal* (Poles Only)**



Architectural Series - Powdercoated Metal* (Fine Texture, Poles Only)**



Luminaire and Mounting Brackets*



Powdercoated Metal

Urbidermis luminaire and mounting brackets are powdercoated using a thermal coating finish with C3 anti-corrosive protection.

Urbidermis luminaire and mounting brackets, in addition to the poles, can be specified with Landscape Forms' Powdercoated Metal Pangard II® Polyester Powdercoat.

The Powdercoated Metal Pangard II® Polyester Powdercoat is a hard, yet flexible, finish that resists rusting, chipping, peeling and fading. In addition to colors shown, a wide selection of optional and custom colors may be specified for an upcharge.

- * Luminaire and mounting brackets colors shown are the color options offered from Urbidermis.
- ** All colors and patterns shown are approximate and may vary from sample and final.
- *** Mercury from Landscape Forms is our recommended color match for Aluminum Silver from Urbidermis Santa & Cole.

Visit landscapeforms.com for more information. Specifications are subject to change without notice. Landscape Forms supports the Landscape Architecture Foundation at the Second Century level.
©2023 Landscape Forms, Inc.

landscapeforms.com | specify@landscapeforms.com